

PHILIPS

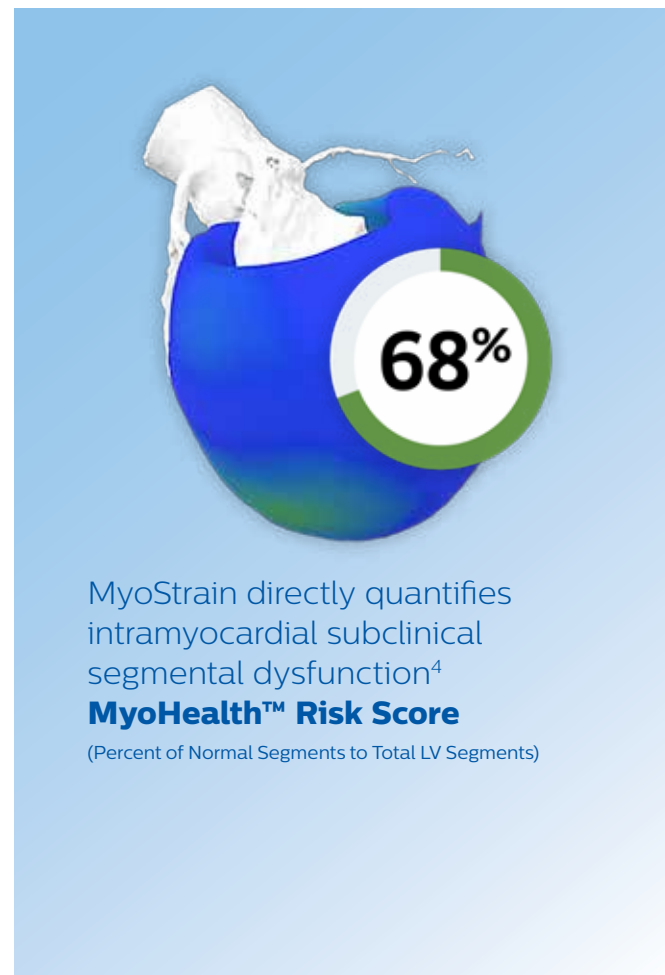
SENC & MyoStrain

MR Clinical applications

Rapidly identifying asymptomatic patients at risk of heart failure¹

Traditional diagnostics lack the visibility needed to see the effects of cardiac treatment or detect dysfunction before symptoms occur. By combining the Philips MRI acquisition sequence Fast-SENC with the analysis tool MyoStrain by Myocardial Solutions, early and subtle changes in the heart function can be directly measured.

The Fast-SENC sequence uses through-plane spatial modulation of magnetization and therefore enables pixel-wise strain measurement inside the heart muscle. The data is then being processed and analyzed with MyoStrain software which generates a clinical report. The clinical report provides a health score, an accurate and reliable measure of heart function, identifying patients suffering from heart dysfunction. Healthy LV myocardium is quantified in a single percentage number¹. This helps physicians detect heart dysfunction early and individualize treatment to prevent and manage heart failure. Philips provides strain-encoded (Fast-SENC) time resolved images from which the quantitative strain information per voxel can be extracted². With the combination of Philips Fast-SENC and MyoStrain early dysfunction of heart failure can be detected across 48 segments of the heart³ in 10 minutes.



MyoStrain directly quantifies intramyocardial subclinical segmental dysfunction⁴

MyoHealth™ Risk Score

(Percent of Normal Segments to Total LV Segments)

¹ Montenbruck M, et al. ESC Congress 2019. nr P600

² Using third party Myocardial Solutions (MyoStrain) software

³ Korosoglou G, et al. ESC Heart Failure. 2019 Aug;6(4):548-602

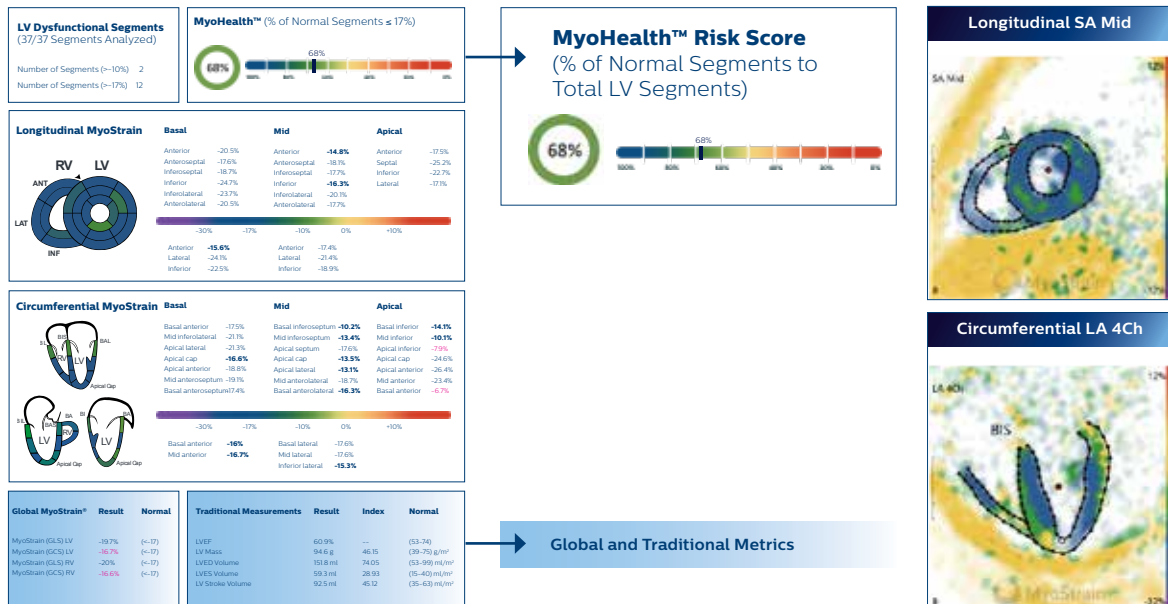
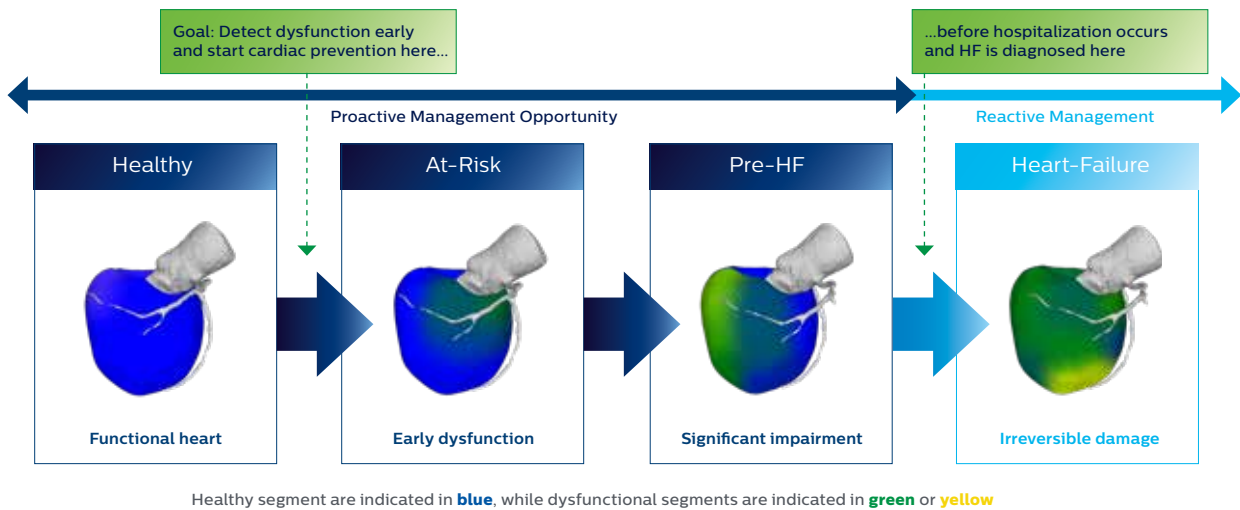
⁴ Korosoglou G, et al. JACC Cardiovasc Imaging. 2021;Jan 4: S1936-878X(20)31004-4. DOI: (10.1016/j.jcmg.2020.10.024)

SENC & MyoStrain

Field strength	Digital 1.5T and 3.0T systems
Prerequisite	SW level R5.6 and DDAS operating system
Main applications	Cardiac
Speed	12-heartbeat MRI scan ¹ < 10-minute exam time ¹ < 5-minute analysis time ¹
Sequence	SENC - uses through-plane spatial modulation of magnetization
Output	Data format compatible with MyoStrain [®] software ² for generation of clinical report

1 © Myocardial Solutions, Inc. 2021. All rights reserved.

2 Using third party Myocardial Solutions (MyoStrain) software, currently available for UK and US only



© 2021 Koninklijke Philips N.V. All rights reserved. Specifications are subject to change without notice. Trademarks are the property of Koninklijke Philips N.V. or their respective owners.



How to reach us
Please visit www.philips.com
healthcare@philips.com